GROUPE CITADELLE

# REPORTING TAKATA GROUPE - *(mise à jour fin août 2025)*

## CIE

| Taux de réalisation | YTD |
|---|---|
| 68,8% | 563 |

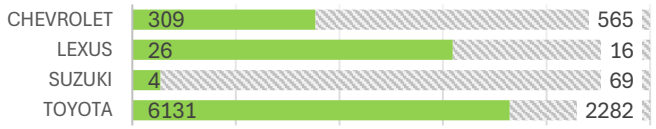


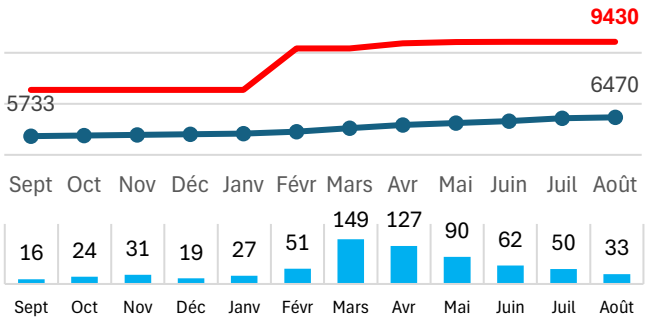


## SODIVA

| Taux de réalisation | YTD |
|---|---|
| 86,6% | 313 |

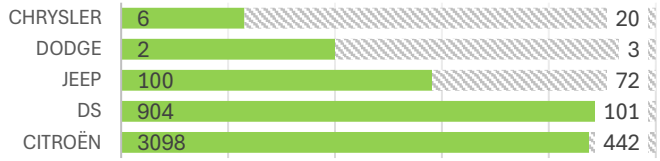


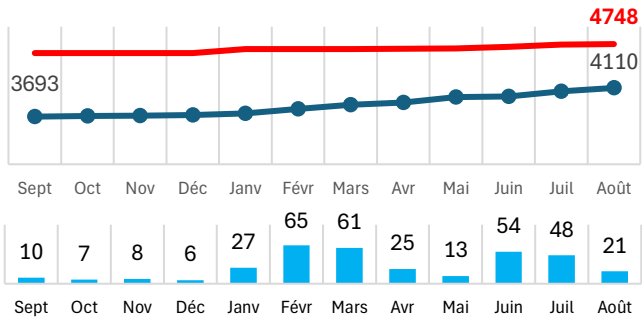


## GSA

| Taux de réalisation | YTD |
|---|---|
| 64,5% | 1603 |

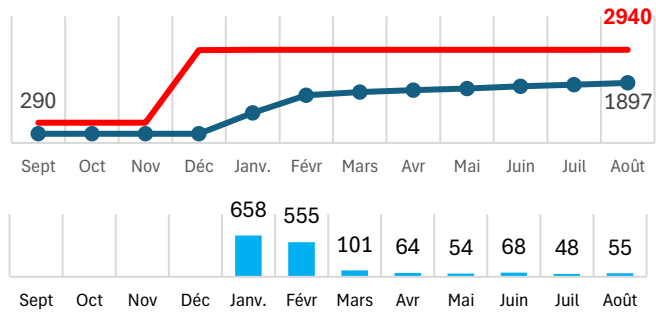


## NCCIE

CONCESSIONNAIRE AUTOMOBILE

| Taux de réalisation | YTD |
|---|---|
| 42,2% | 443 |

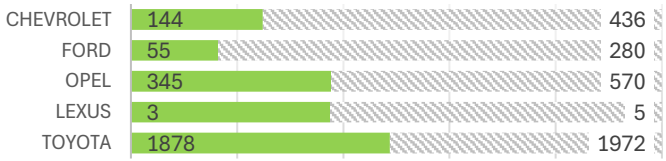


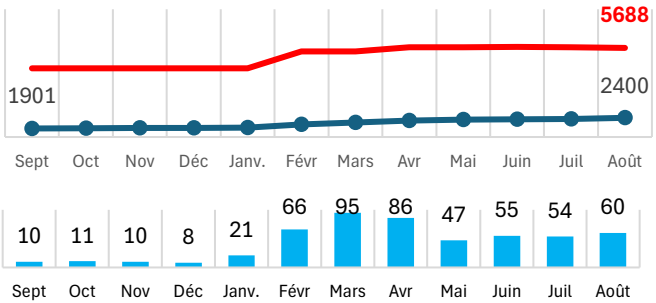


## Sud Motors

| Taux de réalisation | YTD |
|---|---|
| 30,7% | 450 |

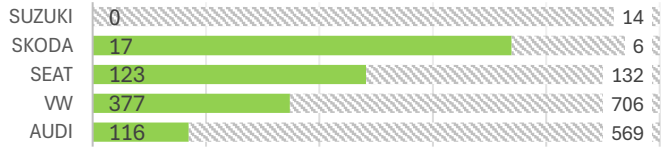


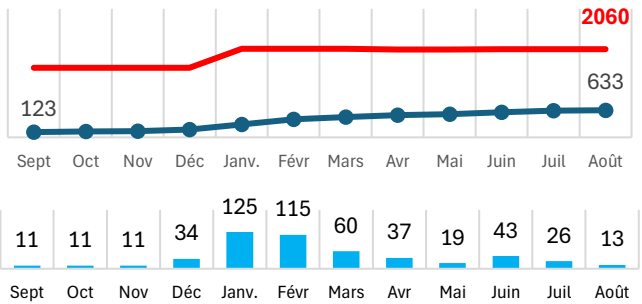


## MMC DISTRIBUTION
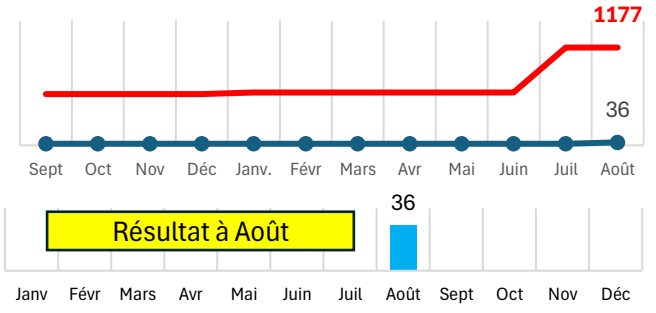
| Taux de réalisation | YTD |
|---|---|
| 3,1% | 36 |